

This product is no longer available
from ADC. Please consider p/n
40126N as a replacement.



Southwire™

TOOLS & EQUIPMENT

1-855-SWT00LS
TOLL FREE TECHNICAL HELP
Línea de Ayuda Técnica Gratuita

Contents Made in China/Fabriqu   en Chine
Product distributed by/Produit distribu   par
Southwire Company, LLC.
One Southwire Drive, Carrollton, GA 30119
  2016 Southwire Company, LLC.
All rights reserved. Tous droits r  serv  s.

40141S manual/manuel



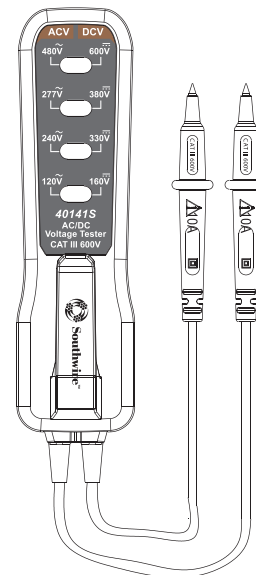
Southwire™

TOOLS & EQUIPMENT

Operating Instructions

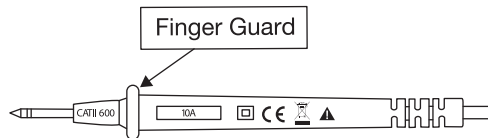
Southwire 40141S

AC/DC Voltage Tester



⚠ WARNING:

- Read, understand and follow Safety Rules & Operating Instructions in this manual before using tester.
- Keep fingers behind the finger guards when taking measurements.



- Comply with all safety codes. Use approved personal protective equipment when working near live electrical circuits – particularly with regard to arc-flash potential.
- Use caution on live circuits. Voltages above 30V AC RMS, 42V AC peak, or 60V DC pose a shock hazard.
- Verify operation before using the tester by measuring a known live voltage.
- Do not use if the tester or the test leads appear to be damaged or if it operates incorrectly. Protection may be compromised.
- Do not use the tester in wet or damp environments or during electrical storms.
- Do not use the tester near explosive vapors, dust or gasses.
- Do not apply voltage that exceeds the tester's maximum rated input limits.

Input Limits

AC Voltage, DC Voltage	480V AC / 600 V DC
------------------------	--------------------

General Specifications

AC Voltage	120V AC to 480V AC
AC Operating Frequency	60Hz
DC Voltage	160V DC to 600 V DC
Operating Temperature	32° to 104°F (0°C to 40°C)
Relative Humidity	80% maximum
Altitude	6561 Feet (2000 Meters) maximum
Pollution Degree	2
Category Safety Rating	CAT III 600V
Regulatory Certifications	cULus: 61010-1, 61010-2-032: 2012, 61010-2-033: 2012, IEC: 61010-2-032:2012, 6100-2-033: 2012 EMC: EN61326-1: 2013, EN61326-2-2: 2013

⚠ WARNING: Operation is limited to CAT II applications when the insulated tips are removed from one or both test probes. Refer to Input Limits section of this manual for maximum voltage ratings

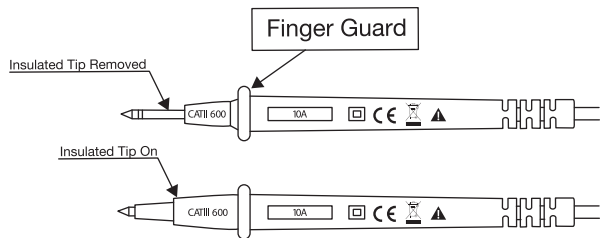


Figure 1

Maintenance

1. KEEP THE TESTER DRY. If it gets wet, wipe it off.
2. USE AND STORE THE TESTER IN NORMAL TEMPERATURES.
3. HANDLE THE TESTER CAREFULLY.
4. KEEP THE TESTER CLEAN. DO NOT USE chemicals, cleaning solvents, or detergents.

Operation

⚠ WARNING: Observe all safety precautions when working on live voltages. The tester does not detect potentially hazardous voltages below 120 volts.

1. Carefully touch the test probes to the electrical contacts or the circuit being tested.
2. The neon lights will indicate the voltage. The brightness of the neon lights will increase as the voltage increases. Use the highest illuminated range for the correct voltage.
3. For testing electrical outlets, snap the test probes into the holder on the back of the testers (Figure 2). This allows one hand operation when inserting the probes into the outlet.
4. Refer to Figure 1 for removal of insulated tips.

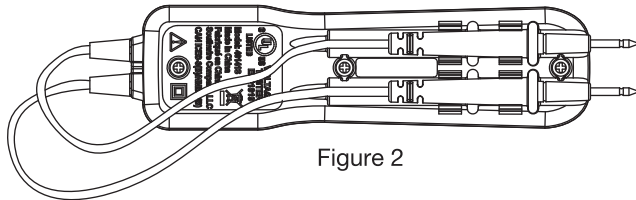


Figure 2

Information on international safety symbols found in this manual and on the product may be found on our web site at www.southwiretools.com

Information on safety category descriptions and applications may be found on our web site at www.southwiretools.com

PRODUCT COMPLIANCE



Users of this product are cautioned not to make modifications or changes that are not approved by Southwire Company, LLC. Doing so may void the compliance of this product with applicable laws and regulatory requirements and may result in the loss of the user's authority to operate the equipment.

UNITED STATES AND CANADA

This device complies with Part 15 of the FCC Rules. Operation is subject to the following two conditions; (1) This device may not cause harmful interference, and (2) this device must accept any interference received, including interference that may cause undesired operation.

This equipment has been tested and found to comply with the limits for a Class B digital device, pursuant to Part 15 of the FCC Rules. These limits are designed to provide reasonable protection against harmful interference in a residential installation. This equipment generates uses and can radiate radio frequency energy and, if not installed and used in accordance with the instructions, may cause harmful interference to radio communications. However, there is no guarantee that interference will not occur in a particular installation. If this equipment does cause harmful interference to radio or television reception, which can be determined by turning the equipment off and on, the user is encouraged to try to correct the interference by one or more of the following measures:

- Reorient or relocate the radio or television receiving antenna.
- Increase the separation between the computer equipment and receiver.
- Connect the equipment into an outlet on a circuit different from that to which the radio or television receiver is connected.
- Consult the dealer or an experienced radio television technician for help.

CAUTION: To comply with the limits of the Class B device, pursuant to Part 15 of the FCC Rules, this device is to comply with Class B limits. All peripherals must be shielded and grounded. Operation with non-certified peripherals or non-shielded cables is likely to result in interference and reception of the device.

Canadian Digital Apparatus Compliance
CAN ICES-3(B)/NMB-3(B)

EUROPEAN UNION

In accordance with CE requirements, the Declaration of Conformity may be found at www.southwiretools.com.

LIMITED WARRANTY AND LIMITATION OF LIABILITY ON SOUTHWIRE METERS & DETECTORS

Southwire Company, LLC. warrants this product to be free from defects in material and workmanship for five years from the date of purchase. This warranty does not cover fuses, disposable batteries, or damage arising from an accident, neglect, misapplication, contamination, modification, improper maintenance or repair, operation outside of specifications, or abnormal handling of the product. Southwire's sole liability, and the purchaser's exclusive remedy, for any breach of this warranty is expressly limited to Southwire's repair or replacement of the product. Whether Southwire repairs or replaces the product will be a determination that Southwire makes at its sole discretion.

SOUTHWIRE MAKES NO WARRANTY THAT THE PRODUCT WILL BE MERCHANTABLE OR FIT FOR ANY PARTICULAR PURPOSE. SOUTHWIRE MAKES NO OTHER WARRANTY, EXPRESSED OR IMPLIED, OTHER THAN THE WARRANTY SPECIFICALLY SET FORTH HEREIN. SOUTHWIRE WILL NOT BE LIABLE FOR ANY INCIDENTAL, CONSEQUENTIAL, INDIRECT, SPECIAL, OR PUNITIVE DAMAGES FOR ANY BREACH OF THIS WARRANTY.

This warranty is void if this product is used for rental purposes. No product reseller is authorized to extend any other warranty on Southwire's behalf relating to this product, and no such reseller warranty will be binding on Southwire. If you have a warranty claim, or if the product needs to be serviced during or after the warranty period set forth above, please contact the Customer Service Department at 855-SWTTOOLS (855-798-6657). The sender is responsible for all shipping, freight, insurance, and packaging costs associated with sending a product to Southwire. Southwire will not be responsible for lost or damaged products returned pursuant to this warranty. All products returned to Southwire under this warranty should be mailed to:

Southwire Company, LLC.
Attention:
Tool Warranty Return
840 Old Bremen Road
Carrollton, GA 30117